


# LED FLEX STRIP LIGHT SPECIFICATIONS

SPECIFICATIONS	ITEM	NW-FS-5M-300-12-W (& WW)
	Max Voltage	12 VDC
	Current	200mA/ 0.5M
	Watt/Reel	24
	Color Temperature	White - 5000k, Warm White - 3000k
	Dimensions (mm)	500(L) x 10(W) x 0.28 (H)
	Light Source	60pcs / Meter 3528 LED
	LED Type	3528 LED
	LED View Angle	120°
	Lamp Life	>30,000 hours estimated average
	IP Rating	Type C Silicone Cover, (IP67)
	Brightness	85-90LM (0.5M) / @ 5000-5500K
Max Length	5 Meters (16.4ft)	
Certifications	cRU <sup>US</sup>	

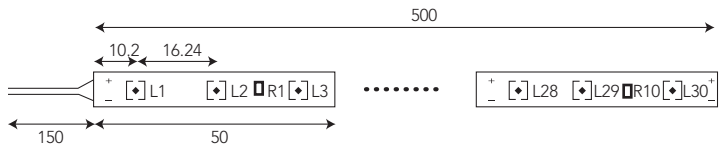


## FEATURES

- Flexible LED Light strips
- No RF interference
- Available in 12, with optional 24 volts.
- Little or not heat, low power consumption
- Easily cut to size at marked intervals & joined by electricians.
- Solid-state, high-vibration resistant & continuous length

## ABSOLUTE MAXIMUM RATING AT TA=25

PARAMETER	SYM	ABS. MAX. RATING	UNIT
Forward Current	IF	200	mA
Power Dissipation	PD	2.4	W
Electrostatic Temp.	ESD	800	V
Operating Temp.	Topr	-25 - +40	--
Storage Temp.	Tstg	-40 - +55	--




**WARNING: ONLY QUALIFIED PERSONNEL SHOULD PERFORM INSTALLATION. TO AVOID ELECTRICAL SHOCK OF COMPONENT DAMAGE DISCONNECT POWER BEFORE ATTEMPTING INSTALLATION OF THE POWER SUPPLIES.**

Failure to install the power supplies and/or LED modules in accordance with the Nation Electric Code (NEC), all applicable Federal, provincial, State and local electrical codes as well as the specific Underwriters Laboratories or CSA (UL/CSA) safety standards for the installation, location and application may cause serious personal injury, death, property damage and/or product malfunction. These instructions are guidelines for installation modules and power supplies. Installation requirements may vary depending on the application. Licensed electricians should provide all installation services for connection of both primary and secondary (input/output) of the power supplies.

1. The LED module and all of its components must not be subject to mechanical stress.
2. Assembly must not damage or destroy the conducting paths on the circuit board
3. The LED module incorporates no protection against short circuits, overload or overheating. Therefore, it is absolutely necessary to operate the modules with an electrically stabilized power supply offering protection against the about mentioned safety risks. Certain power supplies are specifically designed with protection features for safe operations.
4. Correct electrical polarity needs to be observed. Incorrect polarity may destroy the module.
5. All LED modules, up to the maximum number allowable for the power supply, should be installed in a parallel electrical (red to red and black to black).
6. Pay attention to standard Electro Static Discharge precautions when handling and installing the module.
7. Only install according to the heat sinking parameters outline in the Application Notes Section.
8. Modules may be hot to touch, use caution.
9. The modules itself is protected against condensation with a conformal coating. Supplementary soldering on any solder pad will destroy the conformal coating and with it protection against condensation. The LED Module incorporates no protection against short circuits, overload or overheating. Therefore it is necessary to operate the modules with an electronically stabilized power supply offering protection against the about mentioned safety risks.

When using power supplies; the following basic safety features should be verified in addition to any other application specific concerns an local safety codes: Short circuit protection; Overload Protection; Overheat protection; Correct output voltage, including consideration for ripple and spikes.



1101 - 555 West 28th Street  
 North Vancouver, B.C., Canada V7N 2J6  
 T: 778 991 6049  
 E: info@nu-worlddistribution.com  
 W: <http://www.nu-worlddistribution.com>